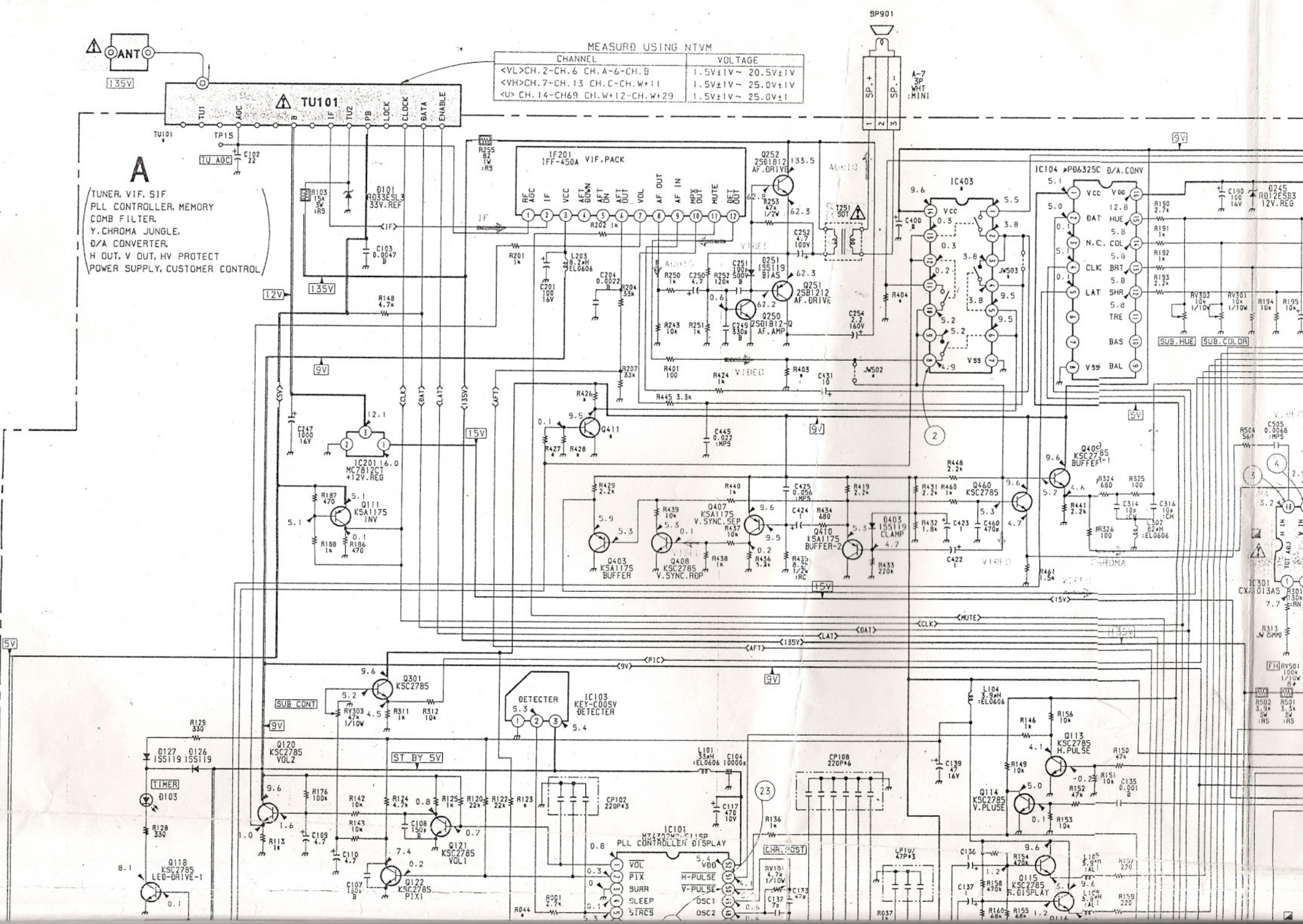
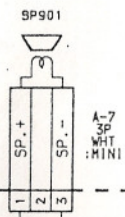


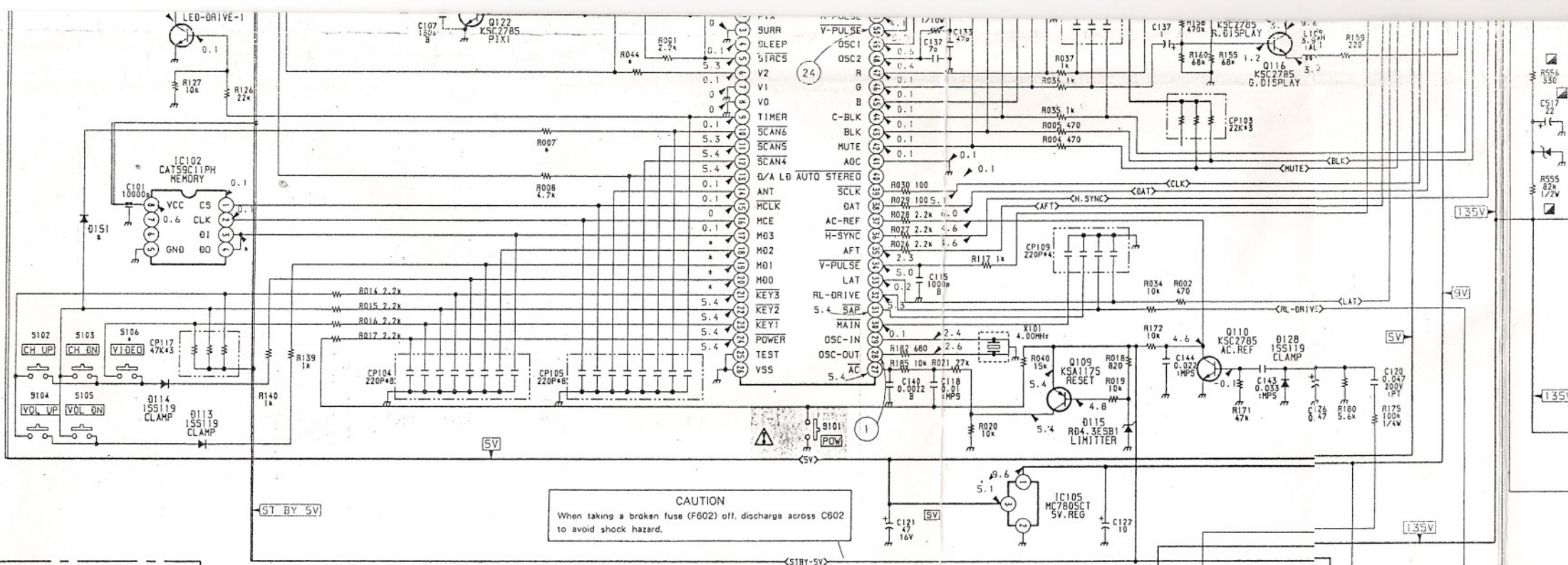


A
 TUNER, VIF, SIF
 PLL CONTROLLER, MEMORY
 COMB FILTER,
 Y, CHROMA JUNGLE,
 D/A CONVERTER,
 H OUT, V OUT, HV PROTECT
 POWER SUPPLY, CUSTOMER CONTROL

MEASURD USING NTVM

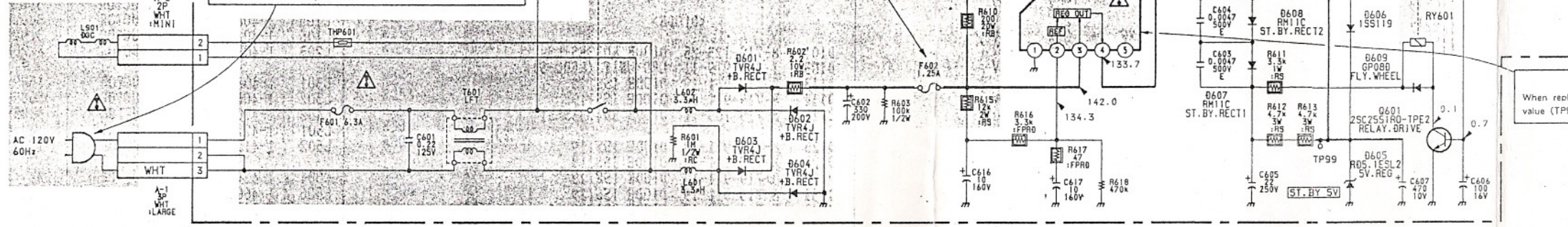
CHANNEL	VOLTAGE
<VL>CH. 2-CH. 6 CH. A-6-CH. B	1.5V±IV ~ 20.5V±IV
<VH>CH. 7-CH. 13 CH. C-CH. W+11	1.5V±IV ~ 25.0V±IV
<U> CH. 14-CH. 69 CH. W+12-CH. W+29	1.5V±IV ~ 25.0V±I



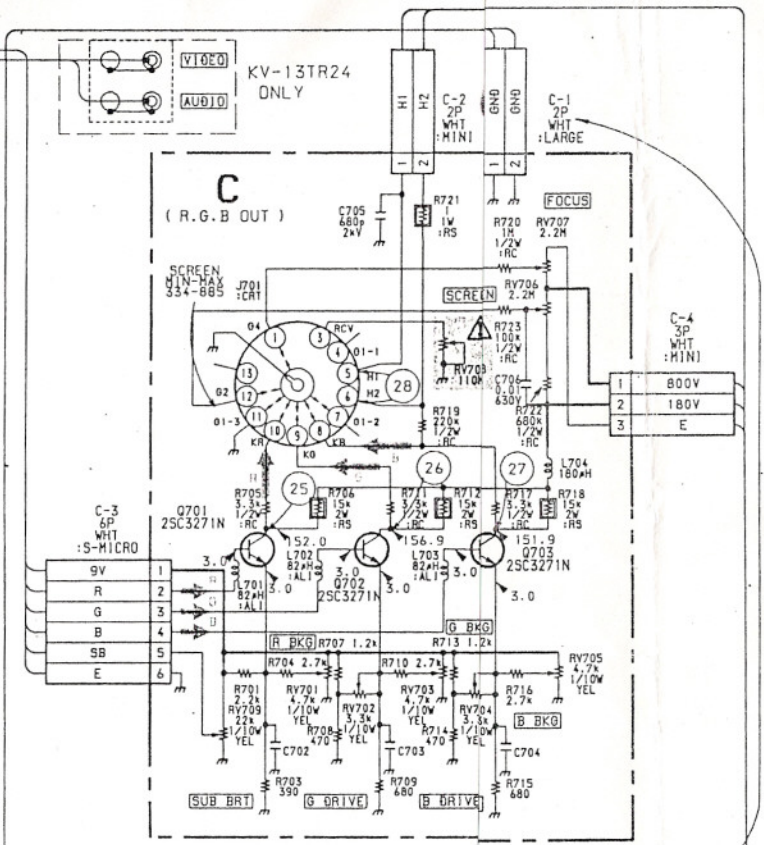
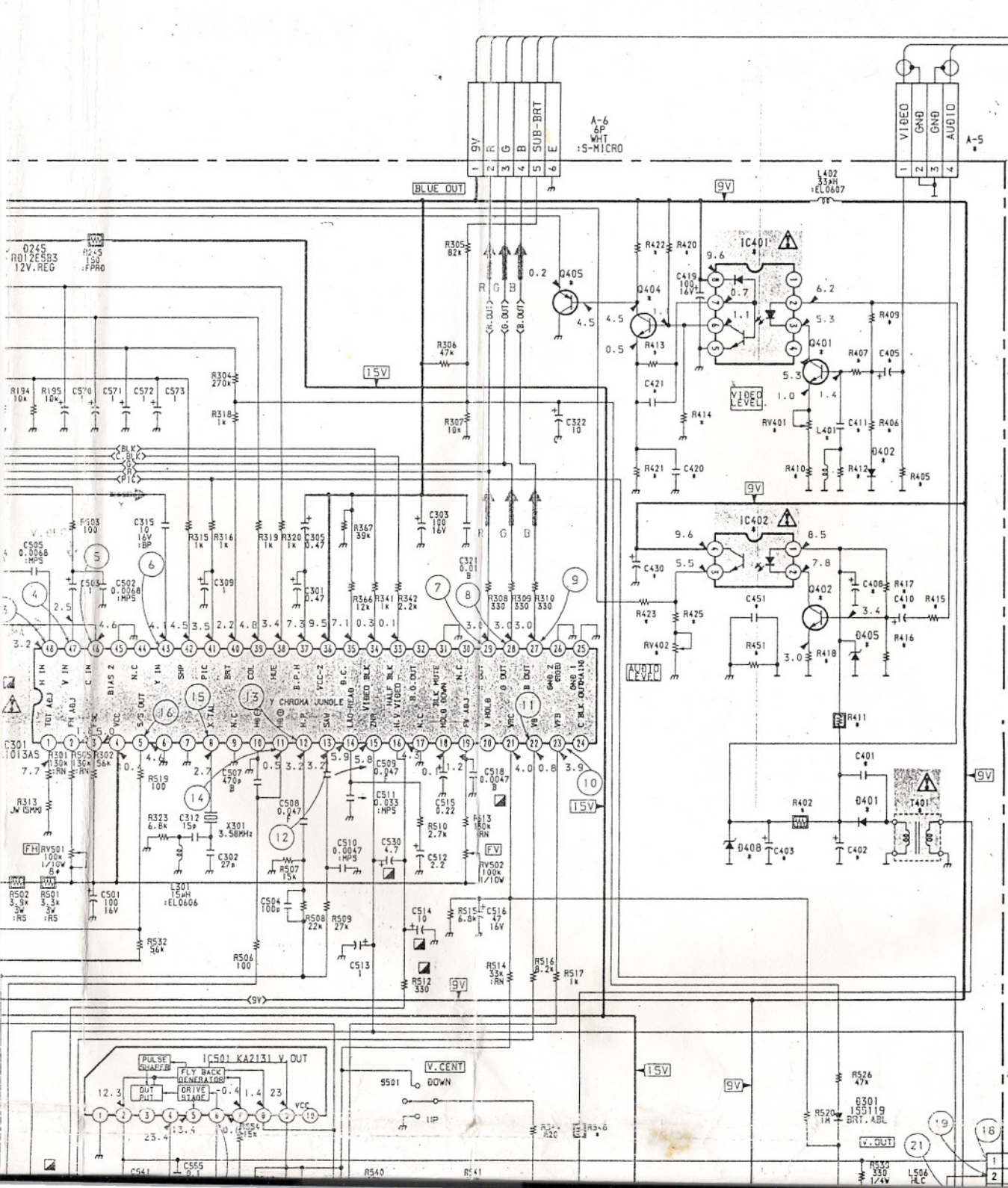


CAUTION
When taking a broken fuse (F602) off, discharge across C602 to avoid shock hazard.

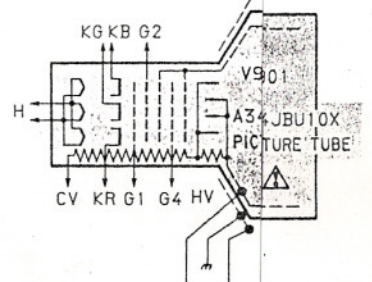
CAUTION
This set is equipped with a polarized ac power cord plug (one blade of the plug is wider than the other). When replacing the ac power cord, be sure to connect it with specified part number as shown in this diagram.

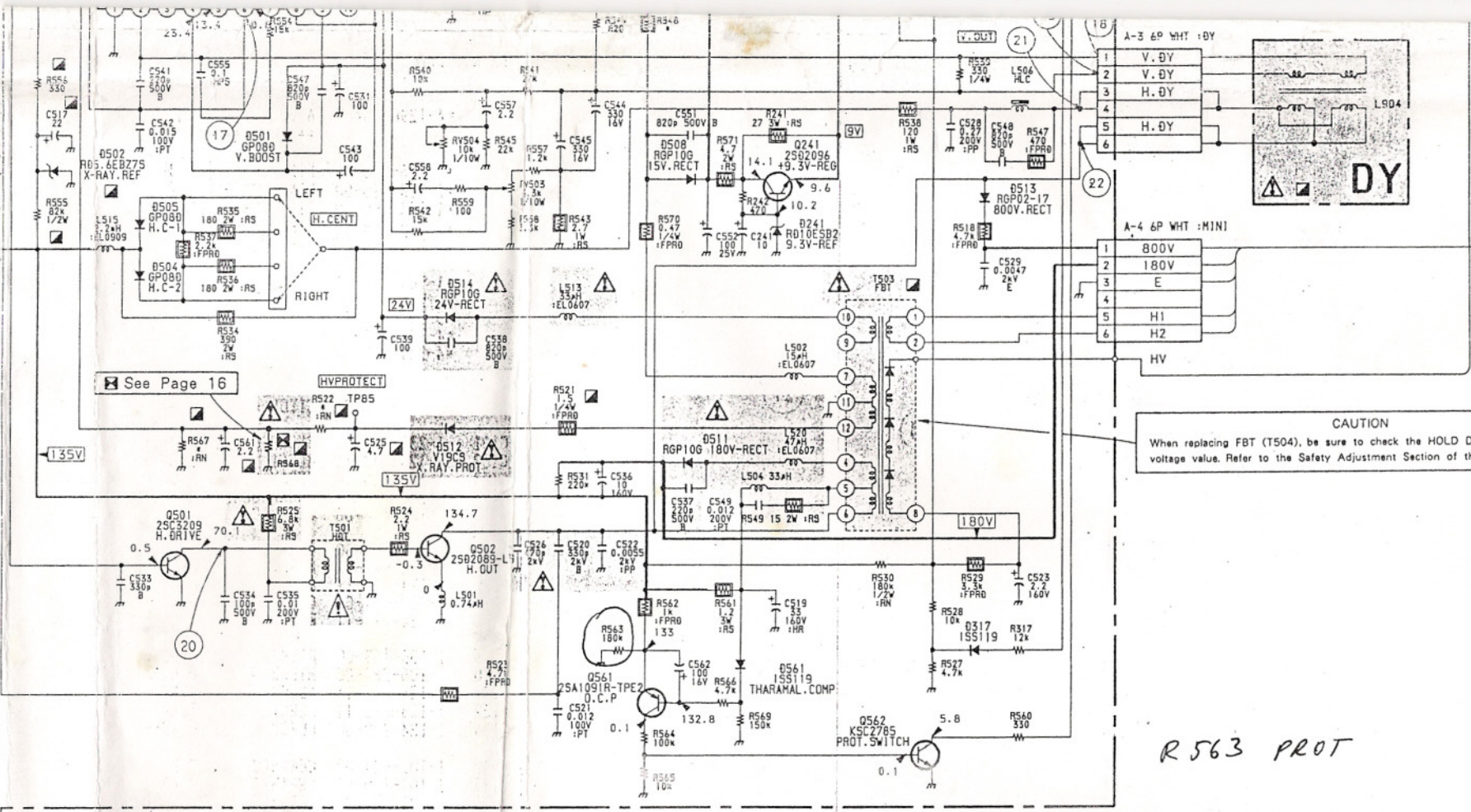


KV-13TR24 (U)	KV-1427R	KV-13TR24 (U)	KV-1427R	KV-13TR24 (U)	KV-1427R	KV-13TR24 (U)
C401 820p 500V B	OPEN	R402 390 :FPRD	OPEN	R416 150k	OPEN	RV401 1k 1/10W
C402 330 25V	OPEN	R403 100k	OPEN	R417 150k	OPEN	RV402 1k 1/10W
C403 100 16V	OPEN	R404 100k	OPEN	R418 1k	OPEN	L401 12μH
C405 47 16V	OPEN	R405 82	OPEN	R420 22k	OPEN	L401 HPT
C408 22	OPEN	R406 1.5k	OPEN	R421 120	OPEN	S106
C410 1	OPEN	R407 100	OPEN	R422 1.5k	OPEN	A-5 4P WHT :S-MICRO
C411 100p	OPEN	R409 6.8k	OPEN	R423 100	OPEN	IC401 ACPL-3209 VIDEO COUPLER
C420 220p	OPEN	R410 150	OPEN	R425 220	OPEN	IC402 PCR17R AUDIO COUPLER
C421 1μ	OPEN	R411 180 1W :RS	OPEN	R426 22k	OPEN	IC403 MC14066BCP A/V SWITCH
C430 100 16V	OPEN	R412 15k	OPEN	R427 150k	OPEN	D401 RGPI06 12V RECT
C451 0.0047 400V F	OPEN	R413 18k	OPEN	R428 33k	OPEN	D402 1SS119 THERMAL COMP
R044 470	OPEN	R414 10k	OPEN	R451 4.7M 1/2W :RC	OPEN	D405 RD12ESB3 12V REG
R123 22k	OPEN	R415 1k	OPEN	R548 47 1/4W :FPRD	OPEN	D408 RD9 1ESB3



CAUTION
Be sure to connect the connector C-1 for safety.





CAUTION
When replacing FBT (T504), be sure to check the HOLD DOWN check point voltage value. Refer to the Safety Adjustment Section of the Service Manual.

CAUTION
When replacing IC601, be sure to check the test point voltage value (TP91). Refer to the Safety Adjustment Section.

As to the parts shown by the mark * on the Schematic Diagram, see the another list.

R563 PROT

		KV-13TR24	KV-1427R
		Q401 KSC2785 DRIVE	OPEN
		Q402 KSC2785 DRIVE	OPEN
		Q404 KSC2785 VIDEO AMP	OPEN
		Q405 KSA1125 BUFFER	OPEN
(J)	KV-1427R	Q411 KSC2785 A/V SWITCH	OPEN
		JW15 10MM	OPEN
		JW44 10MM	OPEN
		JW45 10MM	OPEN
		JW79 10MM	OPEN
		JW80 10MM	OPEN
		JW103 10MM	OPEN
		JW104 10MM	OPEN
COUPLER	OPEN	TU101	TU101 BIP-1A401
V. SWITCH	OPEN		R007 470
T	OPEN		U151 1SS119 VIDEO-1
_COMP	OPEN		JW88 10MM
LEG	OPEN		JW502 15MM
	OPEN		JW503 5MM